



9000AR/AF/AC/ADR STEEL STUDS FOR SHELVING STRIPS & CHANNELS

TYPE	RAISED	DOUBLE RAISED	FLAT	CHANNEL	CHANNEL
CODE	9000AR	9000ADR	9000AF	9000AC	9000AS
SHEET THICKNESS	2.00	1.60	2.00	1.40	1.65
PCS. IN OUTER CARTON	5000	1500	5000	5000	5000
APPROX.WT. PER 100 PCS. (KGS.)	0.500	0.900	0.500	0.600	0.500
PALLET QTY. IN PCS.	198000	99000	198000	189000	198000

FINISH AVAILABLE - EB, NP, ZP, BR



1055/1056 HOOKS AND BANDS HINGES
STRAIGHT/CRANKED

SIZE LENGTH OF BAND	MM	250	300	350	400	450	500	600	750	915	1017	1220
	IN	10	12	14	16	18	20	24	30	36	42	48
WIDTH OF BAND	MM	38	38	45	45	50	50	50	63	70	75	75
THICKNESS	MM	4.00	4.00	4.00	4.00	4.50	4.50	5.00	5.00	5.00	5.00	5.00
SCREW HOLES PER PAIR		12	12	12	12	14	14	14	20	20	20	20
SCREW NO.		12	12	12	12	14	14	14	14	16	16	16
HOLE FOR BOLT		10	10	10	10	10	10	12	12	12	12	12
DIAMETER OF HOOK PIN		12	12	13	13	16	16	16	19	19	20	20
PRS. IN INNER BOX		2	2	2	2	2	2	2	2	1	1	1
PRS. IN OUTER CARTON		14	12	8	8	6	6	3	3	2	1	1
PALLET QTY. IN PRS.		288	432	280	300	192	144	132	80	40	40	30
APPROX. WT. PER PR (KGS.)		1.400	1.540	1.990	2.120	3.000	3.250	4.000	6.000	7.400	10.800	11.700

FINISH AVAILABLE - SC, BZP, JAPD, EXB, HSG

1055L/1056L LIGHT HOOKS AND BANDS HINGES
STRAIGHT/CRANKED

SIZE LENGTH OF BAND	MM	250	300	350	400
	IN	10"	12"	14"	16"
WIDTH OF BAND	MM	38	38	45	45
THICKNESS	MM	3.00	3.00	3.00	3.00
SCREW HOLES PER PAIR		12	12	14	14
SCREW NO.		10	10	10	10
HOLE FOR BOLT		10	10	10	10
DIAMETER OF HOOK PIN		12	12	12	12
PRS. IN INNER BOX		2	2	2	2
PRS. IN OUTER CARTON		14	14	10	10
APPROX. WT. PER PAIR (KGS)		1.100	1.200	1.510	1.620

FINISH AVAILABLE - SC, BZP, JAPD, EXB, HSG





Garg

MILD STEEL HINGES AND DOOR & WINDOW FITTINGS



MILD STEEL HINGES AND DOOR & WINDOW FITTINGS



1057 ADJUSTABLE HOOKS AND BANDS HINGES

SIZE LENGTH OF BAND	MM	300	450	600	900
	IN	12"	18"	24"	36"
WIDTH OF BAND	MM	45	50	50	70
THICKNESS	MM	4.0	4.5	5.0	5.0
SCREW HOLES PER PAIR		12	14	14	22
SCREW NO.		12	14	14	14
DIAMETER OF HOOK PIN		19	19	19	19
PRS. IN INNER BOX		1	1	1	1
PRS. IN OUTER CARTON		4	4	3	2
APPROX. WT. PER PAIR (KGS)		1.700	4.870	6.370	9.850

FINISH AVAILABLE - SC, BZP, EXB, HSG

1055D HOOK & BANDS (DECORATIVE)

SIZE LENGTH OF BAND	MM	250	300
	IN	10	12
WIDTH OF BAND	MM	30	30
THICKNESS	MM	3	3
SCREW HOLES PER PAIR		16	16
SCREW NO.		10	10
HOLE FOR BOLT		8	8
DIAMETER OF HOOK PIN		12	12
PRS. IN INNER BOX		2	2
PRS. IN OUTER CARTON		32	24
APPROX. WT. PER 10 PRS. (KGS.)		6.600	7.300
PALLET QTY. IN PRS.		1408	1152

FINISH AVAILABLE - SC, BZP, EXB

500 STEEL DOOR SPRING

SIZE	MM	200	250
	IN	8	10
SPRING WIRE DIA	MM	4	4
SHEET THICKNESS	MM	2.50	2.50
PCS. IN INNER BOX		10	10
PCS. IN OUTER CARTON		100	80
APPROX. WT. PER 10 PCS. (KGS.)		2.500	2.850
PALLET QTY. IN PCS.		4400	3000

FINISH AVAILABLE - EXB



499 STEEL REVERSABLE HINGES WITH CAST IRON CONTOURS
(SET COMPRISES ONE PC. BAND AND TWO PCS. CONTOURS)

SIZE LENGTH OF BAND	MM	250	300	350	400	450	500	600
	IN	10"	12"	14"	16	18"	20"	24
WIDTH	MM	38	38	38	38	50	50	50
THICKNESS	MM	4.80	4.80	4.80	4.80	4.80	4.80	6.00
HOLES FOR SCREW NO.		14	14	14	14	14	14	14
HOLE FOR BOLT		11	11	11	11	11	11	13
DIA METER OF THE PIN		11	11	11	16	16	16	16
PRS. IN INNER BOX		2	2	2	2	1	1	1
PRS. IN OUTER BOX		16	12	10	10	6	5	4
APPROX. WT. PER 10 SETS (KGS.)		13.900	17.700	21.300	22.500	36.600	39.000	47.240
PALLET QTY. IN PRS.		704	600	500	400	252	120	72

FINISH AVAILABLE - SC, BZP, EXB

499C STEEL CUPS FOR REVERSIBLE HINGES

SIZE	MM	16	20	22
SET (4 PCS.) IN INNER BOX		1	1	1
SET (4 PCS.) IN OUTER CARTON		15	15	15
APPROX. WT. PER SET (KGS.)		0.740	1.056	1.160

FINISH AVAILABLE - EXB, HSG

499LW STEEL LIGHT WEIGHT REVERSABLE HINGES WITH CAST IRON CONTOURS
(SET COMPRISES ONE PC. BAND AND TWO PCS. CONTOURS)

SIZE LENGTH OF BAND	MM	300	350	400	450	500	600
	IN	12"	14"	16"	18"	20"	24"
WIDTH	MM	43	43	43	43	43	43
THICKNESS	MM	3.00	3.00	3.00	3.00	3.00	3.00
HOLES FOR SCREW NO.		10	10	10	10	10	10
HOLE FOR BOLT		8	8	8	8	8	8
DIA METER OF THE PIN		12	12	12	12	12	12
PRS. IN INNER BOX		2	2	2	2	2	2
PRS. IN OUTER BOX		10	10	10	10	8	8
APPROX. WT. PER 10 PRS. (KGS.)		16.820	17.680	18.320	19.280	21.420	25.700

FINISH AVAILABLE - SC, BZP, EXB



MILD STEEL HINGES AND DOOR & WINDOW FITTINGS



923A STEEL TOWER BOLTS

SIZE	75	100	125	150	200	250	300
LENGTH OF BOLT	75	100	125	150	200	250	300
LENGTH OF SECTION	75	100	125	150	200	250	300
ROD OF DIA	11	11	11	11	13	13	13
LENGTH OF BASE PLATE	85	110	135	160	210	260	310
WIDTH OF SECTION	38	38	38	38	45	45	45
HOLES FOR SCREW NO.	6	6	6	6	6	6	6
PCS. IN INNER BOX	10	10	10	10	10	10	10
PCS. IN OUTER CARTON	200	120	100	80	50	40	30
APPROX. WT. PER 10 PCS. (KGS.)	1.220	1.600	1.890	2.300	4.200	4.950	5.800
PALLET QTY. IN PCS.	7200	5400	4800	3200	2260	1600	1440


FINISH AVAILABLE - EXB, EXW WITH ZINC ROD OR FULL ZINC PLATED



923N STEEL NECKED TOWER BOLTS

SIZE	100	150	200
LENGTH OF BOLT	100	150	200
LENGTH OF SECTION	100	150	200
ROD OF DIA	11	11	13
LENGTH OF BASE PLATE	110	160	210
WIDTH OF SECTION	38	38	45
HOLES FOR SCREW NO.	6	6	6
PCS. IN INNER BOX	10	10	10
PCS. IN OUTER CARTON	130	100	50
APPROX. WT. PER 10 PCS. (KGS.)	1.600	2.300	4.200
PALLET QTY. IN PCS.	5400	3200	2260

FINISH AVAILABLE - EXB/EXW WITH ZINC ROD OR FULL ZINC PLATED



925 STEEL HIGH DOME TOWER BOLT

SIZE	MM	75	100	150
	IN	3"	4"	6"
PCS. IN INNER BOX		10	10	10
PCS IN OUTER CARTON		150	120	80
APPROX. WT. PER 10 PCS. (KGS.)		1.480	1.900	2.760

FINISH AVAILABLE : EXB, EXW WITH ZINC ROD OR FULL ZINC PLATED



923H STEEL SECTIONAL TOWER BOLT

SIZE	MM	75	100	125	150	150	200	200
	IN	3	4	5	6	6	8	8
LENGTH OF BASE PLATE		75	100	125	150	150	200	200
BASE PLATE WIDTH		33	33	33	33	38	33	38
SHOOT (ROD) DIAMETER		10	10	10	10	12	10	12
HOLES FOR SCREW NO.		6	6	6	6	6	6	6
PCS.IN INNER BOX		10	10	10	10	10	10	10
PCS IN OUTER CARTON		200	150	100	80	50	40	40
APPROX. WT. PER 10 PCS. (KGS.)		1.350	1.650	2.100	2.400	2.800	4.200	4.460
PALLET QTY. IN PCS.		7000	5400	4400	3600	3000	2160	1800

FINISH AVAILABLE : EXB, OXD. SECTION WITH ZPYP ROD



1A HEAVY STEEL PADBOLT, BRENTON PATTERN

SIZE OF OVERALL LENGTH OF BOLT SHOOT	152	203	254	305
BACK PLATE LENGTH	171	222	273	324
BACK PLATE AND RECEIVER STAPLE WIDTH	57	57	57	57
RECEIVER STAPLE LENGTH	38	38	38	38
BOLT SHOOT DIAMETER	16	16	16	16
BOLT SIZE	6	6	6	6
BOLT HOLES PER BOLT CASE	2	2	4	4
BOLT HOLES PER RECEIVER	2	2	2	2
SCREW HOLES PER BOLT (ROUND HEAD)	4	4	4	4
PCS. PER INNER BOX	5	5	5	5
PCS. PER OUTER CARTON	40	35	25	20
APPROX. WT. PER 10 PCS. (KGS.)	5.600	6.700	8.090	9.680
PALLET QTY. IN PCS.	1440	1440	1080	900

FINISH AVAILABLE - HSG, BZP, JAPD, EXB



2A STEEL MEDIUM PADBOLT, BRENTON PATTERN

SIZE OF OVERALL LENGTH OF BOLT SHOOT	101	152	203	254	305
BACK PLATE LENGTH	125	176	227	278	329
BACK PLATE AND RECEIVER STAPLE WIDTH	48	48	48	48	48
RECEIVER STAPLE LENGTH	38	38	38	38	38
BOLT SHOOT DIAMETER	13	13	13	13	13
BOLT SIZE	6	6	6	6	6
BOLT HOLES PER BOLT CASE	2	2	2	4	4
BOLT HOLES PER RECEIVER	2	2	2	2	2
SCREW HOLES PER BOLT (ROUND HEAD)	4	4	4	4	4
PCS. PER INNER BOX	5	5	5	5	5
PCS. PER OUTER CARTON	80	60	50	40	30
APPROX. WT. PER 10 PCS. (KGS.)	2.70	3.60	4.20	5.20	6.40
PALLET QTY. IN PCS.	2880	1920	1800	1280	1200

FINISH AVAILABLE - BZP, JAPD, EXB, HSG





4A STEEL OVAL PAD BOLT

SIZE LENGTH OF BOLT PLATE	MM	102
	IN	4
BOLT SIZE	MM	6
	IN	¼
BOLT SHOOT DIA METER	MM	12
PCS. IN INNER BOX		10
PCS. IN OUTER BOX		80
APPROX. WT. PER 10 PCS. (KGS.)		2.670
PALLET QTY. IN PCS.		2400

FINISH AVAILABLE - BZP, JAPD



20 STEEL SUFFOLK LATCH

SIZE NO.	2(S)	2	3
BACK PLATE LENGTH	176	191	203
BACK PLATE WIDTH	45	45	45
INSIDE HANDLE LENGTH	76	76	76
INSIDE HANDLE DEPTH	35	35	35
OVERALL LATCH BAR LENGTH	175	175	175
MAX. DOOR THICKNESS	51	51	51
SCREW HOLES PER LATCH	12	12	12
PCS. PER INNER BOX	5	5	5
PCS. PER OUTER CARTON	50	50	50
APPROX. WT. PER 10 PCS. (KGS.)	3.900	3.980	4.210
PALLET QTY. IN PCS.	800	800	800

FINISH AVAILABLE - BZP, JAPD, EXB



50/4 STEEL HEAVY SUFFOLK LATCH

SIZE NO.	50/4
BACK PLATE LENGTH	230
BACK PLATE WIDTH	45
INSIDE HANDLE LENGTH	80
INSIDE HANDLE DEPTH	35
OVERALL LATCH BAR LENGTH	190
SCREW HOLES PER LATCH	12
PCS. PER INNER BOX	5
PCS. PER OUTER CARTON	50
APPROX. WT. PER 10 PCS. (KGS.)	4.600
PALLET QTY. IN PCS.	800

FINISH AVAILABLE - BZP, JAPD, EXB



1800 SELF LOCKING GATE CATCH
WITH STRIKER & FITTINGS

SIZE	180
WIDTH	30
PEG LENGTH	185
PEG DIAMETER	12.30
SCREW HOLES PER CATCH	2
PCS. PER INNER BOX	4
PCS. PER OUTER CARTON	20
APPROX. WT. PER 10 PCS. (KGS.)	10.800

FINISH AVAILABLE - BZP, JAPD, EXB, HSG

1819 AUTOMATIC GATE CATCH
STEEL CASE, MALLEABLE IRON PEG


SIZE	51
PROJECTION	51
PEG LENGTH	112
PEG DIAMETER	8
SCREW HOLES PER CATCH	6
PCS. PER INNER BOX	10
PCS. PER OUTER CARTON	140
APPROX. WT. PER 10 PCS. (KGS.)	1.600
PALLET QTY. IN PCS.	4480

FINISH AVAILABLE - BZP, JAPD, EXB, HSG

1822 HEAVY AUTOMATIC GATE CATCH
STEEL CASE, MALLEABLE IRON PEG

SIZE	57
OVERALL LENGTH	60
PROJECTION	60
PEG DIAMETER	115
SCREW HOLES PER CATCH	10
PCS. PER INNER BOX	6
PCS. PER OUTER CARTON	10
APPROX. WT. PER 10 PCS. (KGS.)	60
PALLET QTY. IN PCS.	3.450

FINISH AVAILABLE - BZP, JAPD, EXB, HSG





Garg

MILD STEEL HINGES AND DOOR & WINDOW FITTINGS



1136 STEEL GATE LATCH PLAIN RING HANDLE



SIZE OF OVERALL LENGTH OF BAR	127	152	178
ROSE DIAMETER	65	65	65
OVERALL HANDLE DIAMETER	56	56	56
OVERALL LENGTH OF KEEP AND CATCH	77	77	77
OVERALL WIDTH OF KEEP AND CATCH	20	20	20
SQUARE SPINDLE SIZE	7.60	7.60	7.60
MAXIMUM GATE THICKNESS	76	76	76
SCREW HOLES PER LATCH SET	12	12	12
PCS. PER INNER BOX	5	5	5
PCS. PER OUTER CARTON	40	40	40
APPROX. WT. PER 10 PCS. (KGS.)	5.860	6.050	6.320

FINISH AVAILABLE - BZP, JAPD, EXB, HSG
 Note : Also available 1141 (Twisted) Ring Handle.

136 STEEL RING HANDLE (PLAIN)



SIZE (ROSE DIAMETER)	67
HANDLE DIAMETER	56
SCREW HOLES PER HANDLE	4
PCS. PER INNER BOX	10
PCS. PER OUTER CARTON	90
APPROX. WT. PER 10 PCS. (KGS.)	1.700
PALLET QTY. IN PCS.	960

FINISH AVAILABLE - BZP, JAPD, EXB, HSG
 Note : Also available 141 (Twisted) Ring Handle.

1257 STEEL SLIDING ACTION BOLT (DOUBLE LOCKING)



SIZE	MM	100
	IN	4
LENGTH OF SHOOT		170
SHOOT ROD DIA		8
LENGTH x WIDTH OF SECTION		101 x 57
SHEET THICKNESS		2.40
BOLT HOLES		4
PCS. IN INNER BOX		10
PCS. IN OUTER CARTON		150
APPROX. WT. PER 10 PCS. (KGS.)		2.000
PALLET QTY. IN PCS.		4000

FINISH AVAILABLE : SC, ZP, PC, TPC

MILD STEEL HINGES AND DOOR & WINDOW FITTINGS



1258 BARREL BOLT

SIZE OF BOLT	MM	50	64	75	100
LENGTH OF SECTION		35	45	55	77
THICKNESS OF SECTION		1.20	1.20	1.20	1.20
ROD DIA		7.80	7.80	7.80	7.80
WIDTH OF SECTION		39.50	39.50	39.50	39.50
HOLE FOR SCREW NO.		7	7	7	7
CROM WIDTH		39.5	39.5	39.5	39.5
LENGTH		14	14	14	14
NOBE DIA UPPER SIDE		8.30	8.30	8.30	8.30
PCS. IN INNER BOX		20	20	10	10
PCS. IN OUTER CARTON		400	300	200	200
APPROX. WT IN 10 PCS.(KGS.)		0.500	0.600	0.700	0.900

FINISH AVAILABLE - BZP, EB, EXW, EXB



1258(H) HEAVY BARREL BOLT

SIZE OF BOLT	MM	115	145
LENGTH OF SECTION		83	114
THICKNESS OF SECTION		1.60	1.60
ROD DIA		10	10
WIDTH OF SECTION		42	42
HOLE FOR SCREW NO.		7	7
CROM WIDTH		42	42
LENGTH		30	30
NOBE DIA UPPER SIDE		8.30	8.30
PCS. IN INNER BOX		10	10
PCS. IN OUTER CARTON		100	100
APPROX. WT IN 10 PCS.(KGS.)		1.500	2.000

FINISH AVAILABLE - BZP, EB, EXW, EXB



597 STEEL CROSS DOOR BOLTS

SIZE LENGTH	12"	18"	24"
ROD DIA	16	16	16
WIDTH OF SECTION	64	64	64
THICKNESS OF SECTION	4	4	4
NO. OF SCREW HOLES PER BOLT	8	8	10
SCREW SIZE	12	12	12
BOLT SIZE	8	8	8
PCS. IN INNER BOX	2	2	2
PCS. IN OUTER CARTON	12	12	8
APPROX. WT. PER 10 PCS. (KGS.)	19.36	26.4	32

FINISH AVAILABLE - EB, EXB, HSG






Garg

MILD STEEL HINGES AND DOOR & WINDOW FITTINGS



MILD STEEL HINGES AND DOOR & WINDOW FITTINGS



1260L STEEL LIGHT GARAGE DOOR BOLTS WITH RECEIVER PLATES

SIZE LENGTH	12"	15"	18"	24"	30"	36"
BOLT DIA	16	16	16	16	16	16
NO. OF SCREW HOLES AS PER BOLT	12	12	12	16	16	20
NO. OF CSK SCREW HOLE PER BOLT	4	4	4	4	4	4
SCREW SIZE	10	10	10	10	10	10
PCS. IN INNER BOX	5	5	4	4	2	2
PCS. IN OUTER CARTON	20	20	16	16	12	8
APPROX. WT. PER 10 PCS. (KGS.)	10.20	11.50	13.00	16.20	18.50	22.00

FINISH AVAILABLE - SC, BJP, HSG

1260H STEEL HEAVY GARAGE DOOR BOLTS WITH RECEIVER PLATES

SIZE LENGTH	12"	18"	24"
BOLT DIA	16	16	16
STRAPS PER BOLT	2	2	3
NO. OF SCREW HOLES PER BOLT	16	16	20
SCREW SIZE ROUND HEAD	12	12	12
WIDTH OF STRAP	24	33	33
NO. OF BOLT HOLES	4	4	6
BOLT SIZE	8	8	8
PCS. IN INNER BOX	2	2	2
PCS. IN OUTER CARTON	20	16	12
APPROX. WT. PER 10 PCS. (KGS.)	16.000	18.500	24.000
PALLET QTY. IN PCS.	480	480	360

FINISH AVAILABLE - SC, EXB, BZP, HSG

66 STEEL CHAIN BOLT
REVERSABLE SPRING LOADED SHOOT

SIZE	8"
LENGTH OF BOLT	210
LENGTH OF CHAIN	18"
BOLT SHOOT	16
NO. OF SCREW HOLES PER BOLT	6
SCREW SIZE	10
PCS. IN INNER BOX	5
PCS. IN OUTER CARTON	50
APPROX. WT. PER 10 PCS. (KGS.)	5.87

FINISH AVAILABLE - EXB, BZP




60BHB STEEL BOW HANDLE BOLT							
SPRING LOADED							
SIZE	MM	305	381	457	610	762	914
	IN	12"	15"	18"	24"	30"	36"
BOLT SHOOT		16	16	16	16	16	16
NO. OF SCREW HOLES PER BOLT		6	6	6	6	6	8
SCREW SIZE (ROUND HEAD)		10	10	10	10	10	10
PCS. IN INNER BOX		5	5	5	5	5	5
PCS. IN OUTER CARTON		25	25	20	20	15	10
APPROX. WT. PER 10 PCS. (KGS.)		10	10.9	12.49	14.81	17.6	22.96

FINISH AVAILABLE - SC, BZP, JAPD, EXB




60MTB STEEL MONKEY TAIL BOLT							
SPRING LOADED							
SIZE	MM	305	381	457	610	762	914
	IN	12"	15"	18"	24"	30"	36"
BOLT SHOOT		16	16	16	16	16	16
NO. OF SCREW HOLES PER BOLT		6	6	6	6	6	8
SCREW SIZE (ROUND HEAD)		10	10	10	10	10	10
PCS. IN INNER BOX		5	5	5	5	5	5
PCS. IN OUTER CARTON		30	25	25	20	15	15
APPROX. WT. PER 10 PCS. (KGS.)		8.35	9.33	10.58	13.28	16.43	18

FINISH AVAILABLE - EXB, BZP



68 STEEL FOOTBOLT	
WITH CASTIRON SHOOT& FOOT HOOK	
SIZE	7"
LENGTH OF BOLT CASE	175MM
SIZE OF SQ. SHOOT	15MM
NO. OF SCREW HOLES PER BOLT	4
HOLES FOR SCREW NO.(ROUNDHEAD)	10
PCS. IN INNER BOX	5
PCS IN OUTER CARTON	25
APPROX. WT. PER 10 PCS (KGS.)	7.800

FINISH AVAILABLE - EXB, BZP




SPARES FOR BOLTS			
(TO SUITS MONKEY TAIL AND FOOTBOLTS)			
CODE	482	483	484
SIZE	16MM	16MM	16MM

FINISH AVAILABLE - EXB, EXW



484



483



482

MILD STEEL HINGES AND DOOR & WINDOW FITTINGS